

CHAPTER 2

# SHADES OF ROME

Glazed Porcelain  
Stoneware

**SHADES OF ROME**  
Crafted for Today.

## INDEX

### Introduction

*About  
Company*

**Pg. 04**

### Series Intro

*Information  
About Series*

**Pg. 06**

### Design Inspiration

*Information  
About Design*

**Pg. 08**

### Products Speciality

*100%  
Waterproof Surface*

**Pg. 10**

### Instructions


*Technical Details, Laying &  
Cleaning Instruction*

**Pg. 12**

**CONTEMPORARY MIX OF  
NATURE AND TRADITION  
TO MEET THE WORLD**



As a perfect combination of research, creativity and design, porcelain tiles aim to satisfy the most sophisticated trends in indoor & outdoor spaces. The colour, structure and depth of tiles are the result of continuous aesthetic testing and the application of state-of-the-art ceramic technologies to respond to the idioms of modern living.





## **PASTELS WITH A NATURAL TOUCH WHERE SERENITY MEETS STYLE.**

Step into a world of delightful hues with the Candy Series a collection of pastel-colored wall tiles designed to bring a playful yet sophisticated charm to your spaces. Inspired by the sweetness of candy, these tiles feature a unique sugar effect, adding a subtle shimmer and texture that elevates walls into works of art.

Experience the calm and beauty of nature with the Cloud Series a collection of pastel-colored wall and floor tiles inspired by the serene forms of clouds. These tiles capture the essence of floating skies with their soft, airy patterns and a delicate sugar effect that adds a shimmering dimension to any wall and floor.



## **THE SERENITY OF CLOUDS IN EVERY TILE.**

## TIMELESS ELEGANCE INSPIRED BY THE ETERNAL CITY




Drawing inspiration from the timeless beauty and grandeur of Rome, this collection blends the charm of classical architecture, pastel hues, and intricate details. From the soft tones of weathered Roman walls to the elegance of marble and the serene skies, every tile tells a story of the Eternal City's unmatched artistry and history.

Our series within the collection \bring this vision to life. With pastel shades and a unique sugar effect, these designs evoke the essence of Roman elegance in contemporary spaces.



## FROM ROMAN SPLENDOR TO MODERN ELEGANCE DISCOVER THE SHADES OF OUR COLLECTION.

Whether it's the playful and the serene calm of our collection captures Rome's spirit of beauty, balance, and creativity. Ideal for accent walls, feature areas, or entire rooms, we offers a versatile and enduring style that transforms any space into a masterpiece.





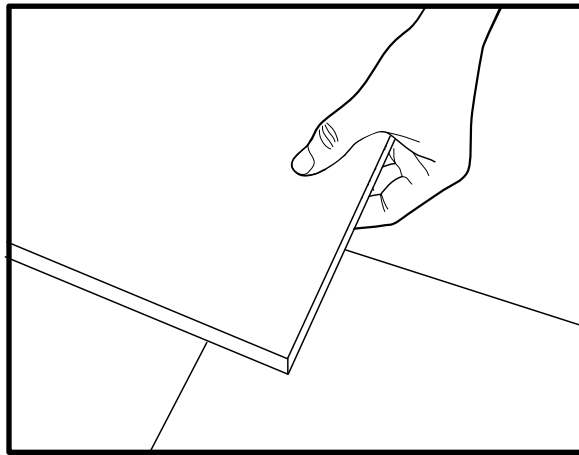
## **SAY GOODBYE TO WATER DAMAGE AND HELLO TO LASTING ELEGANCE WITH TILES THAT ARE BUILT TO WITHSTAND EVERY DROP!**

Our ceramic tiles combine timeless style with cutting-edge waterproof technology, ensuring unmatched durability and protection. Whether it's your bathroom, kitchen, or outdoor-spaces, our tiles are engineered to handle water exposure without compromising on elegance. Perfect for homes that demand both practicality and beauty.

### ***Key Benefits (Points):***

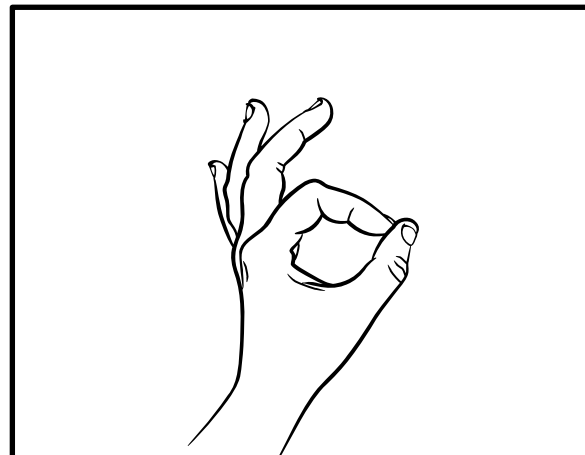
- 1. 100% waterproof, built for wet and humid spaces.*
- 2. Low maintenance and highly durable.*
- 3. Perfect for bathrooms, kitchens, balconies, and more.*
- 4. Designed to retain style and strength for years.*
- 5. Eco-friendly and crafted for modern living.*

## PRACTICAL PLUS FACTORS



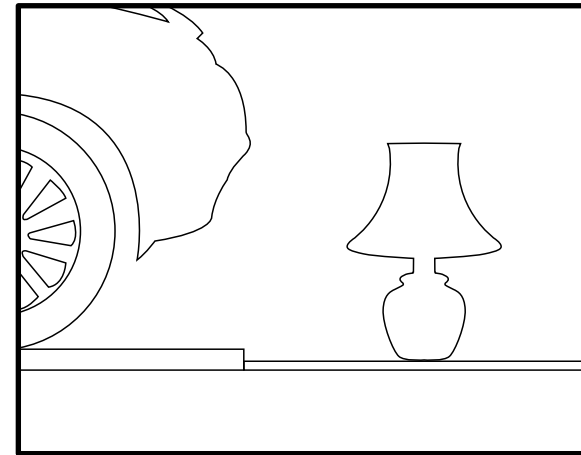
### *Easy To Install*

These tiles are designed for hassle-free installation, saving you time and effort. The straightforward process makes them an excellent choice.



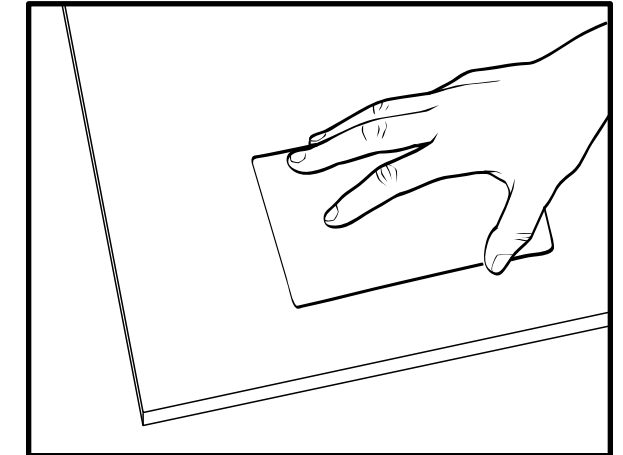
### *Versatile Product*

Available in a diverse selection of colors and patterns, these tiles cater to a variety of design preferences. Their versatility allows them to be used in numerous applications.



### *Indoor & Outdoor Pavements*

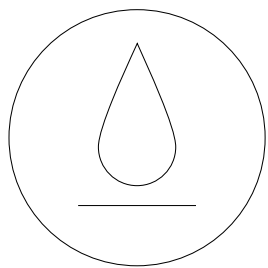
These versatile tiles are suitable for both indoor and outdoor use, offering seamless design continuity. They withstand various weather conditions and heavy foot traffic.



### *Easy To Clean*

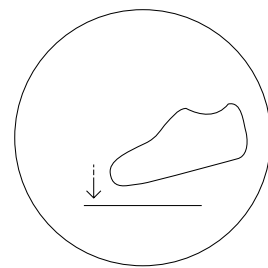
With their low-maintenance surface, these tiles are incredibly easy to clean. A simple wipe-down is often all that's needed to keep them looking pristine, making them perfect for busy spaces.

## TECHNICAL PLUS FACTORS



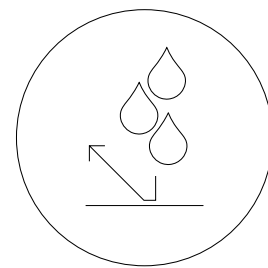
### *Low Water Absorption*

Designed with a low water absorption rate, our tiles are perfect for areas exposed to moisture, such as bathrooms, kitchens, and outdoor spaces.



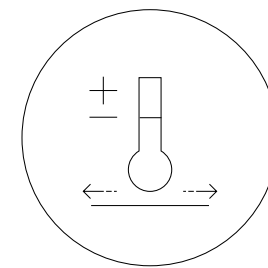
### *Anti-Slip Surface*

Safety and functionality are seamlessly integrated into our slip-resistant tiles. These tiles are designed to provide a secure grip underfoot, reducing the risk of slips and falls.




### *Stain Resistant*

Our tiles boast exceptional stain-resistant properties, ensuring they remain pristine and beautiful even in the face of everyday spills and accidents.




### *Thermal & Heat Resistant*

Our tiles exhibit excellent thermal and heat-resistant properties, making them suitable for a variety of environments. They can withstand high temperatures.



### *Wear & Tear Resistant*

Our tiles are engineered to withstand the rigors of daily use, offering exceptional resistance to wear and tear. Whether subjected to heavy foot traffic or the movement of furniture.




### *Fire Proof Surface*

Safety is paramount, and our tiles deliver with their fireproof surface. These tiles are designed to resist high temperatures and prevent the spread of flames.


[← Tap To Explore Each Product](#)

[→ Back To Index](#)


## Candy Series



*Candy Aque*



*Candy Beige*




*Candy Bianco*




*Candy Black*



*Candy Blue*




*Candy Brown*




*Candy Camel*



*Candy Green*




*Candy Grey*




*Candy Marfil*




*Candy Olive Green*



*Candy Pista*



*Candy Purple*



*Candy Red*




*Candy Yellow*

## Cloudy Series



*Cloudy Aqua*



*Cloudy Bianco*



*Cloudy Blue*



*Cloudy Crema*



*Cloudy Marfil*



*Cloudy Orange*



*Cloudy Sky*



## SHADES OF ROME

Crafted for Today.

### A SYMPHONY OF SOFT COLORS TRANSFORMING SPACES WITH PASTELS.

The *Candy Series* are versatile for both feature walls and expansive spaces. Whether you want to make a bold-statement or design a subtle, harmonious ambiance, the *Candy Series* offer endless possibilities. With their pastel palette and refined finish, these tiles redefine modern elegance while maintaining a timeless appeal.



600x600mm  
(2'x2')

**Sugar Surface**

design : **CANDY AQUE**



*600x600mm / Sugar Surface*

*available randoms:*



**+2**  
*More Randoms*

*Gres Porcelain Stoneware*






//preview of: **CLOUDY AQUE**

*Sugar Surface*

600x600mm

design: **CANDY BEIGE**




*Gres Porcelain Stoneware*

*600x600mm / Sugar Surface*

*available randoms:*



design: **CANDY BIANCO**



*Gres Porcelain Stoneware*

*600x600mm / Sugar Surface*

*available randoms: (2 More Randoms)*



**+2**  
*More Randoms*

design : **CANDY BLACK**




*600x600mm / Sugar Surface*

*available randoms: (2 More Randoms)*



**+2**  
*More Randoms*

*Gres Porcelain Stoneware*





//preview of: **CANDY BLACK**

*Sugar Surface*

600x600mm


design : **CANDY BLUE**



*Gres Porcelain Stoneware*

*600x600mm / Sugar Surface*

*available randoms:*



**+2**  
*More Randoms*


design : **CANDY BROWN**



*Gres Porcelain Stoneware*


*600x600mm / Sugar Surface*

*available randoms:*



**+2**  
*More Randoms*

design : **CANDY GREEN**




600x600mm / Sugar Surface

available randoms:



**+2**  
More Randoms

Gres Porcelain Stoneware






//preview of: **CANDY GREEN**

*Sugar Surface*

600x600mm

design : **CANDY CAMEL**



*Gres Porcelain Stoneware*

*600x600mm / Sugar Surface*

*available randoms:*



**+2**  
*More Randoms*

design : **CANDY GREY**



*Gres Porcelain Stoneware*


*600x600mm / Sugar Surface*

*available randoms: (2 More Randoms)*



**+2**  
*More Randoms*

design: **CANDY PURPLE**




*600x600mm / Sugar Surface*

*available randoms:*



**+2**  
*More Randoms*

*Gres Porcelain Stoneware*






//preview of: **CANDY PURPLE**

*Sugar Surface*

600x600mm


design : **CANDY MARFIL**



*Gres Porcelain Stoneware*


*600x600mm / Sugar Surface*

*available randoms:*



**+2**  
*More Randoms*

design : **CANDY PISTA**



*Gres Porcelain Stoneware*

*600x600mm / Sugar Surface*

*available randoms: (2 More Randoms)*



**+2**  
*More Randoms*

design : **CANDY RED**




*600x600mm / Sugar Surface*

*available randoms:*



**+2**  
*More Randoms*

*Gres Porcelain Stoneware*





//preview of: **CANDY RED**

*Sugar Surface*

600x600mm

design : **CANDY OLIVE GREEN**



*600x600mm / Sugar Surface*

*available randoms:*



**+2**  
*More Randoms*

*Gres Porcelain Stoneware*






//preview of: **CANDY OLIVE GREEN**

*Sugar Surface*

600x600mm

design: **CANDY YELLOW**




**600x600mm / Sugar Surface**

available randoms:



**+2**  
More Randoms

*Gres Porcelain Stoneware*





//preview of: **CANDY YELLOW**

*Sugar Surface*

600x600mm



## SHADES OF ROME

Crafted for Today.

### CLOUD-INSPIRED DESIGNS FOR SPACES THAT FEEL LIKE HEAVEN.

The *Cloud Series* captures the charm of playfulness, perfect for spaces that radiate joy and energy. On the other hand, the *Cloud Series* draws inspiration from the calm, flowing beauty of clouds, ideal for creating serene and soothing interiors.



600x600mm  
(2'x2')

**Sugar Surface**

design : **CLOUDY BIANCO**




**600x600mm / Sugar Surface**

*available randoms:*



*Gres Porcelain Stoneware*





//preview of: **CLOUDY BIANCO**

*Sugar Surface*

600x600mm

design : **CLOUDY AQUA**



*Gres Porcelain Stoneware*

**600x600mm / Sugar Surface**

*available randoms:*



design : **CLOUDY CREMA**



*Gres Porcelain Stoneware*

**600x600mm / Sugar Surface**

*available randoms: (2 More Randoms)*



design : **CLOUDY BLUE**



**600x600mm / Sugar Surface**

*available randoms: (2 More Randoms)*



*Gres Porcelain Stoneware*





//preview of: **CLOUDY BLUE**

*Sugar Surface*

600x600mm

design : **CLOUDY MARFIL**




**600x600mm / Sugar Surface**

*available randoms:*



*Gres Porcelain Stoneware*





//preview of: **CLOUDY MARFIL**

*Sugar Surface*

600x600mm

design : **CLOUDY ORANGE**



**600x600mm / Sugar Surface**

*available randoms:*



*Gres Porcelain Stoneware*





//preview of: **CLOUDY ORANGE**

*Sugar Surface*

600x600mm

design : **CLOUDY SKY**




**600x600mm / Sugar Surface**

*available randoms:*



*Gres Porcelain Stoneware*





//preview of: **CLOUDY SKY**

*Sugar Surface*

600x600mm

**THANK YOU**